
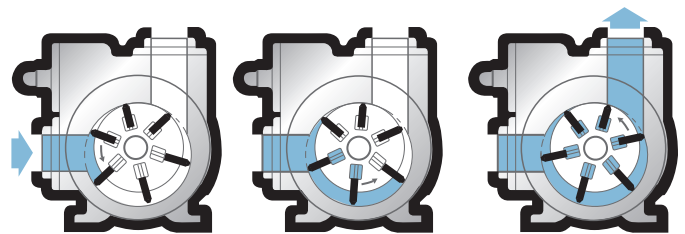




XLW Series Wear-Resistant, Abrasive Liquid Pumps



XLW Pump



How Blackmer's sliding vane action works

Construction

Blackmer XLW ductile iron pumps are specially designed to handle liquids with suspended abrasive particles and are constructed with hardened and replaceable wear surfaces (liners and end discs) for extended service life.

Models are available in 2-, 3-, and 4-inch port sizes with capacities from 5 to 190 gpm (19 to 719 L/min). All models have flanged ports with NPT and weld options.

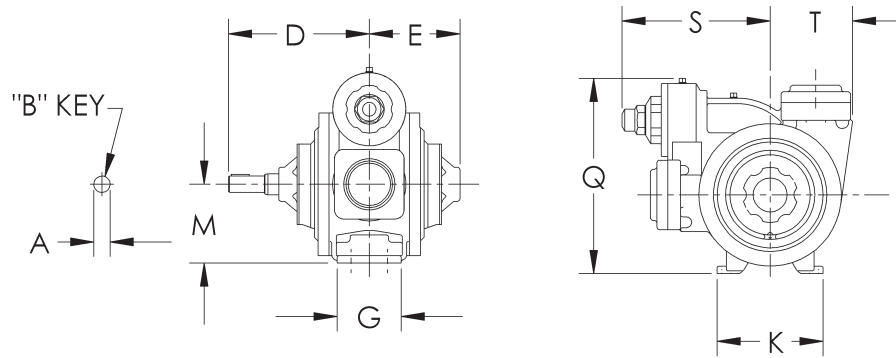
With available O-rings, mechanical seals, relief valves, springs, vanes and rotors, XLW pumps may be fitted to handle a wide variety of materials.

Base mounted unit assemblies with a helical gear reduction drive are available for all XLW models.

Applications

The XLW is capable of handling liquids with suspended particles up to 250 microns and 25% concentration such as oxide primers, inks, paints and adhesives. In addition, these rugged pumps are widely used on vertical and horizontal bead mills, solvent recovery and varied oil applications, including tank bottom recirculation, heat treater supply, enhanced oil recovery and crude or hot oil transfer.

Utilizing Blackmer's unique sliding vane designs, these positive displacement rotary pumps offer the best combined characteristics of sustained high level performance, energy efficiency, trouble-free operation and low maintenance cost.



XLW2 / XLW3 / XLW4

Dimensions

Pump Model		A	B	D	E	G	K	M	Q	S	T	Approx. WT.
XLW2	in.	1 1/8	1/4	8	5 7/16	3 5/8	6 1/2	4	10	6 7/8	4 3/16	85 lb.
	mm	—	—	203	138	92	165	102	254	175	106	39 kg
XLW3	in.	1 1/8	1/4	9 5/8	6 5/16	4 3/8	7 1/4	5 3/8	13 3/8	10 1/4	5 5/8	160 lb.
	mm	—	—	244	160	111	184	137	340	260	143	73 kg
XLW4	in.	1 1/4	5/16	6 3/4	15 7/16	6 5/8	5 13/16	2 1/2	15 7/16	11 1/16	5 7/8	205 lb.
	mm	—	—	172	392	168	151	64	392.2	281	149.2	93 kg

Maximum Operating Limits

Pump Model	Nominal Flow Rate			Pump Speed	Viscosity		Differential Pressure		Working Pressure		Temperature	
	gpm	L/min	m ³ /hr	rpm	ssu	cSt	psi	bar	psi	bar	°F	°C
XLW 2	40	151	9.1	350	75,000	15,750	150	10.34	350	24.13	300	149
XLW 3	85	322	19.3	350	75,000	15,750	150	10.34	350	24.13	300	149
XLW 4	190	719	43.1	350	20,000	4,250	150	10.34	350	24.13	300	149

For Differential Pressure up to 300 psi (20.7 bar) refer to Spec Sheet 105-009, model XLWHP3.

Companion Flanges

Pump Model	Standard	Optional
XLW2	2" NPT	2" ANSI, Weld
XLW3	3" NPT	3" ANSI, Weld
XLW4	4" Weld	3" NPT

Sales Information and Equipment Application Assistance

Blackmer has a worldwide distribution network to assist you in specifying any of our family of pumps, compressors and other equipment for your application.

For more information or to find the distributor nearest you, please contact us or visit our website.



Distributed By:



Process | Energy | Military & Marine

World Headquarters

1809 Century Avenue SW, Grand Rapids, MI 49503-1530 USA
T +1 616.241.1611 F 616.241.3752 www.blackmer.com